



ready to get Genii™ Flange Extenders added to your prescription?

Our flange extenders are part of a complete range of Genii™ skincare solutions available on prescription and stocked by all dispensing suppliers and ostomy delivery companies. Your Trio Advisor will keep in contact to help with anything you need.

Genii™ Flange Extenders are available in one size which will fit around all stoma bag sizes and shapes.

Genii™ Flange Extenders

Code	Size	Stoma size	Pack size
TR1060	—	All	20

Genii™ Ostomy Seals

Code	Size	Stoma size	Pack size
TR1020	Small	20–35mm	30
TR1028	Medium	35–50mm	30
TR1035	Large	50–80mm	30

Genii™ Convex Ostomy Seals

Code	Size	Stoma size	Pack size
TR1020CX	Small	20–35mm	10
TR1030CX	Large	30–50mm	10

Are you getting leaks?
Does your flange or seal go gooey and sticky close to the stoma? Is the skin under your flange uneven, sensitive, red or sore? **Genii™ Ostomy Seals** are easy to apply. They simply stretch around your stoma, without the need for warming or shaping, and then retract to provide a custom fit. Get in touch today if you'd like more information or to order your free sample.



trioostomy.com

0800 531 6280

careline@triohealthcare.co.uk



Genii™ Flange Extenders genius for extra security





extend the security of your ostomy bag with soft silicone extenders.

Genii™ Flange Extenders are designed to go around the flange to provide a soft, flexible, invisible border that conforms to your body shape for extra security



Secure adhesion

Suits any activity, body shape or temperature



Comfortable

Ultra-thin, invisible skin for instant wear



Waterproof

Ideal for swimming, bathing and holidays



Highly flexible

Helps you move freely and easily



Gentle

Remove without any pain and leaves no residue



Longer wear time

Increases the wear time of your bag

why is Sil2 Breathable Silicone Technology® great for skin?

Sil2 Breathable Silicone Technology® is a unique silicone adhesive blend that feels and breathes just like normal skin. It sticks brilliantly but doesn't absorb moisture. So, it won't swell, go mushy, create a goopy mess, or cause pain when you remove it. Which means you can wear it for longer without worrying about leaks.

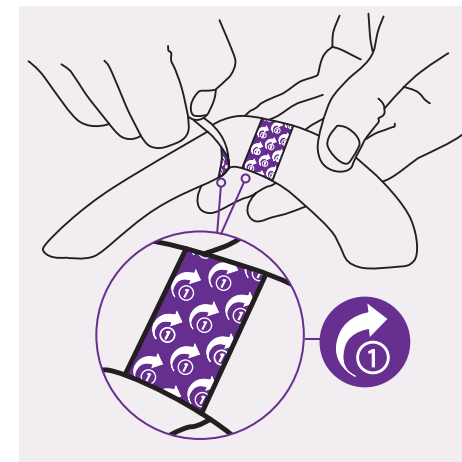
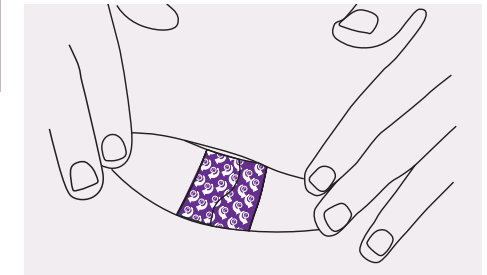


how to use Genii™ Flange Extenders

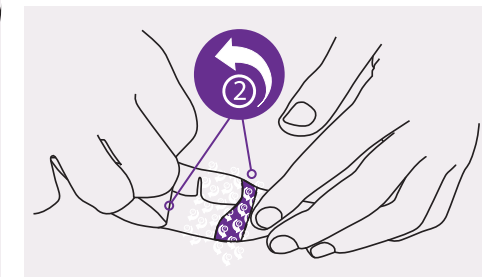
It's important you do not remove all the release liners before applying and follow the step 1 and step 2 guidance to ensure easy application and secure adhesion to the skin and flange.

1. Apply your stoma bag as normal. It's important to make sure skin around your flange is dry as **the flange extender won't stick to wet skin.**
2. Remove the clear release liner, marked 1, from the Genii™ Flange Extender.

3. Position the Genii™ Flange Extender securely on the skin and around the flange.



4. Remove the paper release liner, marked 2, and smooth it down.



You can do the same with a second extender. Genii™ Flange Extenders can be placed in different positions to get the best results.