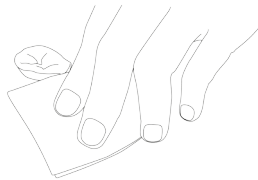
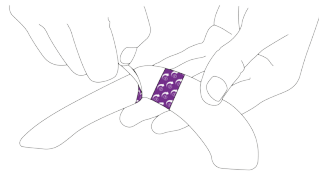



01 Clean area with water and ensure that the skin is dry. (Attention: The flange extender will not stick to wet skin)



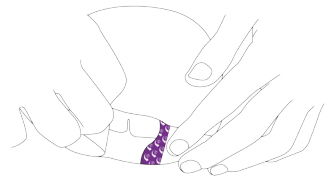
02 Remove the clear release liner (Symbol No. 1) as indicated.



03 Position where appropriate on your appliance and secure in place.



04 Remove the paper release liner (Symbol No.2) as indicated and smooth down.



Trio Silex® The advanced, soft silicone gel flange extenders:

- Responsive Silicone™ flange extender
- Ultra thin, like second skin with instant adhesion
- Waterproof and non-absorbent, perfect for swimming and bathing
- Allows skin to breath, reducing risk of skin irritation
- Removes in one piece leaving no residue

To find out more or to receive further samples:
please call us on **0800 531 6280**,
email us at careline@triohealthcare.co.uk
or visit our website www.TrioOstomyCare.com



To watch an instructional video on how to apply your Trio Silex® Flange Extender just visit us at www.TrioOstomyCare.com.

Company	Ref:	Description	Pack Size
Trio Healthcare Ltd	TR1060	Trio Silex ® Silicone Flange Extenders	20
	TR1070	Trio Silken ® Silicone Stoma Gel	60g
	TR1020	Trio Siltac ® Silicone Ostomy Seal	20mm-28mm x 30
	TR1028	Trio Siltac ® Silicone Ostomy Seal	28mm-35mm x 30
	TR1035	Trio Siltac ® Silicone Ostomy Seal	35mm-44mm x 30
	TR1020CX	Trio Silvex ® Silicone Convex Seal	20mm-30mm x 10
	TR1030CX	Trio Silvex ® Silicone Convex Seal	30mm-40mm x 10

We would **LOVE**
to talk to you and see
how you are getting on!
If there is anything we can do
to help, call us today on
0800 531 6280



Take this to your GP to help them add this product to your prescription.